

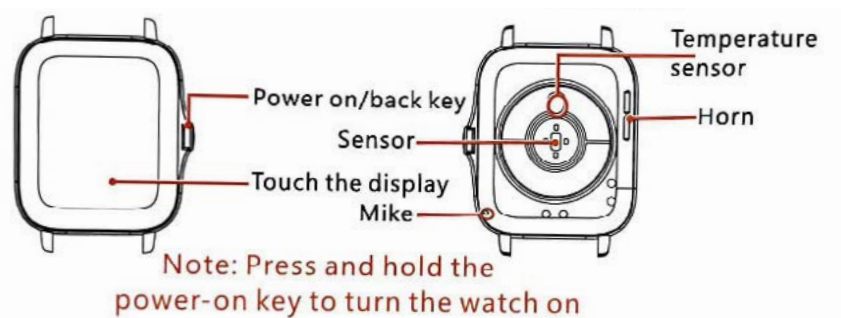


Instructions SV-30DF

Scan the QR code to download and install the watch App or search in app store or play store “Da Fit”.



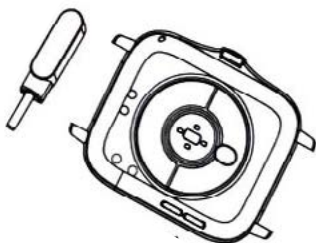
Clock introduction



Note: Long press the power key to turn on the watch

Clock charging and activation

Before using the watch for the first time, the battery needs to be charged, please use the eoo magnetic charging cable to connect to the metal point on the back of the watch, the other end of the charging cable can be connected to the USB charging head or to the USB interface of the computer.



Connect the clock

This watch can receive Bluetooth calls, if you want to use the watch properly, you need to connect two Bluetooth (app side Bluetooth and mobile phone side (audio) Bluetooth)

1.APP connection (for data transfer)

Open the app and click “Clock Link” to find the clock. If there is more than one device nearby, filter based on the watch’s MAC address.

Note: The audio does not turn on when the clock is down.

2: Mobile phone connection (for calls)

1) Turn on the clock audio switch: slide finger down on the main interface of the watch, enter the control center, touch the icon of the audio switch, turn on the audio state as shown:

2) Go to mobile phone Bluetooth search page, search the device and connect it.

After the watch is paired successfully, every time the app is opened, the watch will automatically connect to the phone, and the data can be synced by pulling down on the client data page.

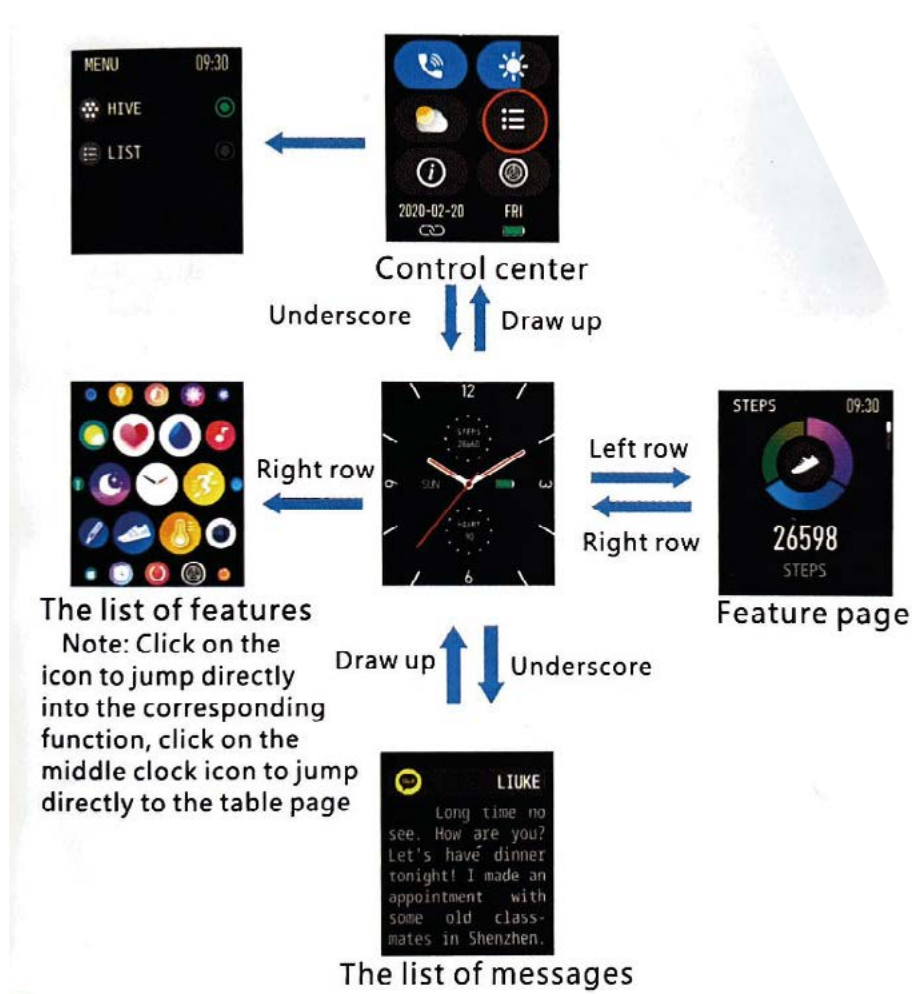
Introduction to the call function

When the watch is connected to the phone, you can use the watch to dial the phone to make calls, or you can answer calls from the phone on the watch.

You can also view call history on your watch. When using the call function, you must ensure that the watch is connected to the phone in a stable state.

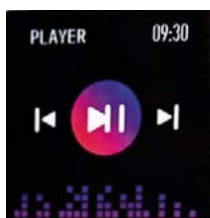


operating instructions



Note: Click the icon to jump directly to the corresponding function, click the center clock icon to jump directly to the table page.

Introduction to the clock function



Music control: While connected, the watch can control the phone music player.




Body temperature: Click the body temperature interface to measure the current body temperature. More detailed data logs and analytics can be viewed in the app.



Movement information: The watch records and displays the number of steps you walk each day, calories burned and mileage information. More detailed analysis and data logs can be viewed in the app.



Sleep: Your watch can record and display the total duration of your sleep last night and the duration of your deep and light sleep. More detailed analysis and data logs can be viewed in the app.



Heart Rate: The watch can record and display 24h heart rate all day. Click the heart rate interface to measure the current heart rate. More detailed analysis and data logs can be viewed in the app.



Blood pressure: Click the blood pressure interface to measure the current blood pressure value. More detailed analysis and data logs can be viewed in the app.



Blood Oxygen: Click the oxygen interface to measure the current oxygen value. More detailed analysis and data logs can be viewed in the app.



Weather Information: The weather page displays the current weather, air quality information, and tomorrow's conditions. The weather information must be connected to the app before data can be obtained, and the weather information cannot be updated if it is disconnected for a long time.



Exercise: 8 sports modes to choose from, including: walking, running, cycling, basketball, football, badminton, skipping rope, swimming. More detailed analysis and data logs can be viewed in the app.



Message notifications: The watch can receive notifications on the display phone, and you can turn push items on and off in the app.



Camera control: When the phone is connected, the watch can be used as a remote control for the phone's camera. When you turn on the phone camera, you can activate the phone camera door by tapping on the watch camera control page.



Other Features: Other watch functions include stopwatch, alarm clock, timer, brightness adjustment, vibrate switch, do not disturb mode, cinema mode, factory reset, power off, etc.

Precautions:

1. Please do not use charging voltage greater than 5V, charging current greater than 2A adapter, charging time 2-3 hours.
2. Do not charge with water droplets on the watch.
3. This product is an electronic monitoring product, should not be used for reference. medical, the measurement data should only be used for reference only.

Warranty:

We do not advise immersion of watches and we do not accept their return as a guarantee, since we consider them only **IMPERMEABLE**.

We also do not recommend having a shower with it, as the hot water vapor can affect both the battery and the clock module. Also avoid sudden changes in temperature.